

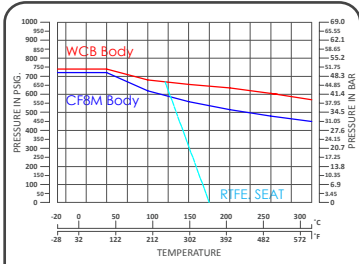


# MD-51FS

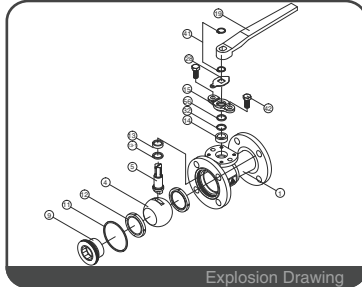
## Two Pieces Fire Safe Ball Valve Flanged End / Reduced Bore API 607 Fire Safe Certified ANSI Class 300 / 3/4" ~ 6"



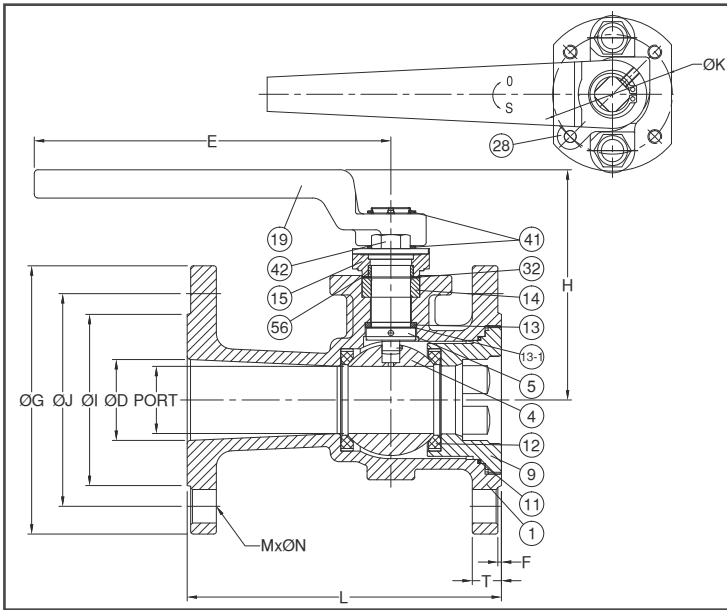
**CRN**  
CERTIFICATED



ANSI Class 300 P-T Chart



Explosion Drawing



### FEATURES

- Investment Cast Body Construction
- 1 Piece Body Design
- ISO 5211 Mounting Flange
- Blow-Out-Proof Stem Design
- Anti-Static Device
- Available for Pneumatic or Electric Actuator
- Super Alloy materials for highly corrosive medium are available upon request

**AUTOMATION AVAILABLE**

### SPECIFICATIONS

- Size Range: 3/4" ~ 6" ( DN20 ~ DN150 )
- End Connection: Flanged End, RF
- Working Pressure: CF8M - 720 PSI ( CWP )  
WCB - 740 PSI ( CWP )
- Steam Pressure: 150 PSIG. Saturated Steam for RTFE.
- Temperature Range: -4 to 356 °F ( -20 to 180 °C ) for RTFE.

### STANDARDS

- Design: ASME/ANSI B16.34
- Mounting Flange: ISO 5211
- Face to Face: ASME/ANSI B16.10 Class 300
- Flange Dimension: ASME/ANSI B16.5 Class 300 RF
- Material: ASTM
- Pressure Testing: API 598

### CERTIFICATE

- Fire Safe: API 607 4<sup>th</sup> Edition
- Quality Assurance: ISO 9001
- Material Certificate: EN 10204-3.1 MTR
- CE Approval: PED 97/23/EC Module H
- Canadian Certificate: CRN

### MATERIAL LIST

NO.	PART NAME	MATERIAL ( more options available )	
1	BODY	ASTM A351 Gr.CF8M	ASTM A216 Gr.WCB
4	BALL	ASTM A351 Gr.CF8M	
5	STEM	ASTM A276 Gr.SS316	
9	END CAP	ASTM A351 Gr.CF8M	ASTM A216 Gr.WCB
11	BODY SEAL	GRAPHITE	
12	SEAT	RTFE.(15%G.F.)	
13	THRUST WASHER	GRAPHITE	
13-1	WASHER PROTECTOR	PTFE.	
14	STEM PACKING	GRAPHITE	
15	GLAND FLANGE	ASTM A351 Gr.CF8	ASTM A216 Gr.WCB
19	HANDLE	FCD 45	
28	STOP PLATE	SS304	
32	PACKING FOLLOWER	PTFE.	
41	SNAP RING	SS304	
42	GLAND BOLT	SS304	
56	GLAND BEARING	PTFE.	

### DIMENSION

		unit : mm													
SIZE	PORT	L	E	H	ØG	ØJ	ØI	T	F	M	ØN	ØK	ØD		
DN20	3/4"	16.0	152	129.5	70.5	117	82.5	43.0	15.9	2.0	4	19.0	36	F03	20.0
DN25	1"	20.0	165	130.8	79.9	124	89.0	51.0	17.5	2.0	4	19.0	42	F04	25.0
DN40	1-1/2"	32.0	190	163.0	96.0	156	114.5	73.0	20.7	2.0	4	22.0	50	F05	38.0
DN50	2"	38.0	216	202.0	130.4	165	127.0	92.0	22.3	2.0	8	19.0	70	F07	46.0
DN65	2-1/2"	50.8	241	202.0	137.9	190	149.0	105.0	25.4	2.0	8	22.0	70	F07	65.0

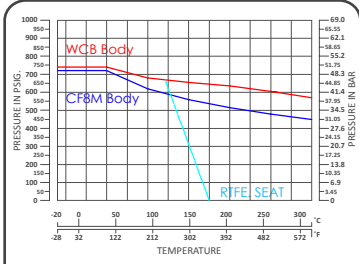
### DIMENSION

		unit : inch													
SIZE	PORT	L	E	H	ØG	ØJ	ØI	T	F	M	ØN	ØK	ØD		
DN20	3/4"	0.63	5.98	5.10	2.78	4.61	3.25	1.69	0.63	0.08	4	0.75	1.42	F03	0.79
DN25	1"	0.79	6.50	5.15	3.15	4.88	3.50	2.01	0.69	0.08	4	0.75	1.65	F04	0.98
DN40	1-1/2"	1.26	7.48	6.42	3.78	6.14	4.51	2.87	0.81	0.08	4	0.87	1.97	F05	1.50
DN50	2"	1.50	8.50	7.95	5.13	6.50	5.00	3.62	0.88	0.08	8	0.75	2.76	F07	1.81
DN65	2-1/2"	2.00	9.49	7.95	5.43	7.48	5.87	4.13	1.00	0.08	8	0.87	2.76	F07	2.56

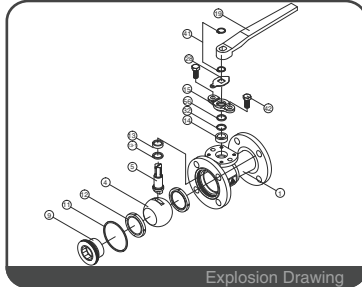


# MD-51FS

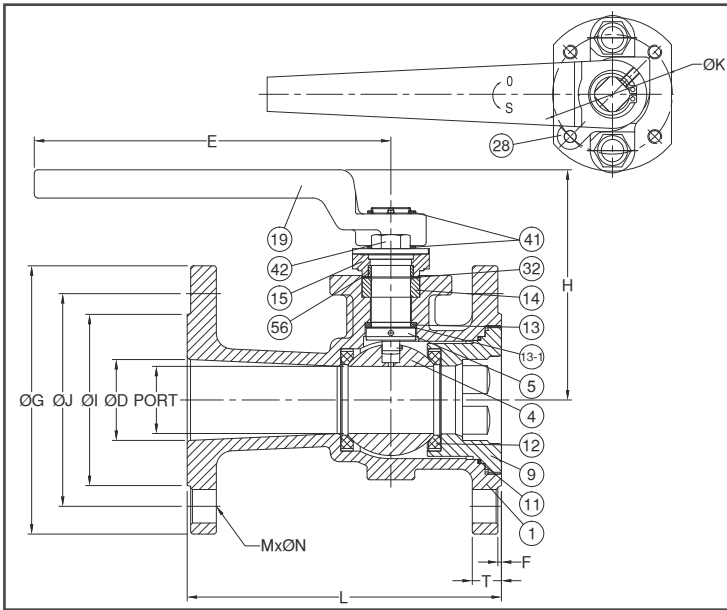
## Two Pieces Fire Safe Ball Valve Flanged End / Reduced Bore API 607 Fire Safe Certified ANSI Class 300 / 3/4" ~ 6"



ANSI Class 300 P-T Chart



Explosion Drawing



### FEATURES

- Investment Cast Body Construction
- 1 Piece Body Design
- ISO 5211 Mounting Flange
- Blow-Out-Proof Stem Design
- Anti-Static Device
- Available for Pneumatic or Electric Actuator
- Super Alloy materials for highly corrosive medium are available upon request

**AUTOMATION AVAILABLE**

### SPECIFICATIONS

- Size Range: 3/4" ~ 6" ( DN20 ~ DN150 )
- End Connection: Flanged End, RF
- Working Pressure: CF8M - 720 PSI ( CWP )  
WCB - 740 PSI ( CWP )
- Steam Pressure: 150 PSIG. Saturated Steam for RTFE.
- Temperature Range: -4 to 356 °F ( -20 to 180 °C ) for RTFE.

### STANDARDS

- Design: ASME/ANSI B16.34
- Mounting Flange: ISO 5211
- Face to Face: ASME/ANSI B16.10 Class 300
- Flange Dimension: ASME/ANSI B16.5 Class 300 RF
- Material: ASTM
- Pressure Testing: API 598

### CERTIFICATE

- Fire Safe: API 607 4<sup>th</sup> Edition
- Quality Assurance: ISO 9001
- Material Certificate: EN 10204-3.1 MTR
- CE Approval: PED 97/23/EC Module H
- Canadian Certificate: CRN

### MATERIAL LIST

NO.	PART NAME	MATERIAL ( more options available )	
1	BODY	ASTM A351 Gr.CF8M	ASTM A216 Gr.WCB
4	BALL	ASTM A351 Gr.CF8M	
5	STEM	ASTM A276 Gr.SS316	
9	END CAP	ASTM A351 Gr.CF8M	ASTM A216 Gr.WCB
11	BODY SEAL	GRAPHITE	
12	SEAT	RTFE.(15%G.F.)	
13	THRUST WASHER	GRAPHITE	
13-1	WASHER PROTECTOR	PTFE.	
14	STEM PACKING	GRAPHITE	
15	GLAND FLANGE	ASTM A351 Gr.CF8	ASTM A216 Gr.WCB
19	HANDLE	FCD 45	
28	STOP PLATE	SS304	
32	PACKING FOLLOWER	PTFE.	
41	SNAP RING	SS304	
42	GLAND BOLT	SS304	
56	GLAND BEARING	PTFE.	

### DIMENSION

														unit : mm		
SIZE	PORT	L	E	H	ØG	ØJ	ØI	T	F	M	ØN	ØK	ØD			
DN80	3"	57.0	283	323.5	159.3	210	168	127	28.6	2.0	8	22	102	F10	78	
DN100	4"	80.0	305	323.5	182.3	254	200	157	31.8	2.0	8	22	102	F10	95	
DN150	6"	115.0	403	752.5	241.6	318	270	216	36.6	2.0	12	22	125	F12	150	

### DIMENSION

														unit : inch		
SIZE	PORT	L	E	H	ØG	ØJ	ØI	T	F	M	ØN	ØK	ØD			
DN80	3"	2.24	11.14	12.74	6.27	8.27	6.61	5.00	1.13	0.08	8	0.87	4.02	F10	3.07	
DN100	4"	3.15	12.01	12.74	7.18	10.00	7.87	6.18	1.25	0.08	8	0.87	4.02	F10	3.74	
DN150	6"	4.53	15.87	29.63	9.51	12.52	10.63	8.50	1.44	0.08	12	0.87	4.92	F12	5.91	