



Fig No: MD-54-600 Full Bore
16"~56"



Feature:

Design: API6D, ASME B16.34, API607/ API6FA fire safe design
 Side entry ball
 Anti-static design, Anti blow-out-stem
 Carbon steel or special alloy upon request
 Cast steel are also supplied in full compliance with NACE MR0175

Service:

General, Low Temperature, Cryogenic, Sub sea, Oil & Gas application, High temperature, Underground

Design:

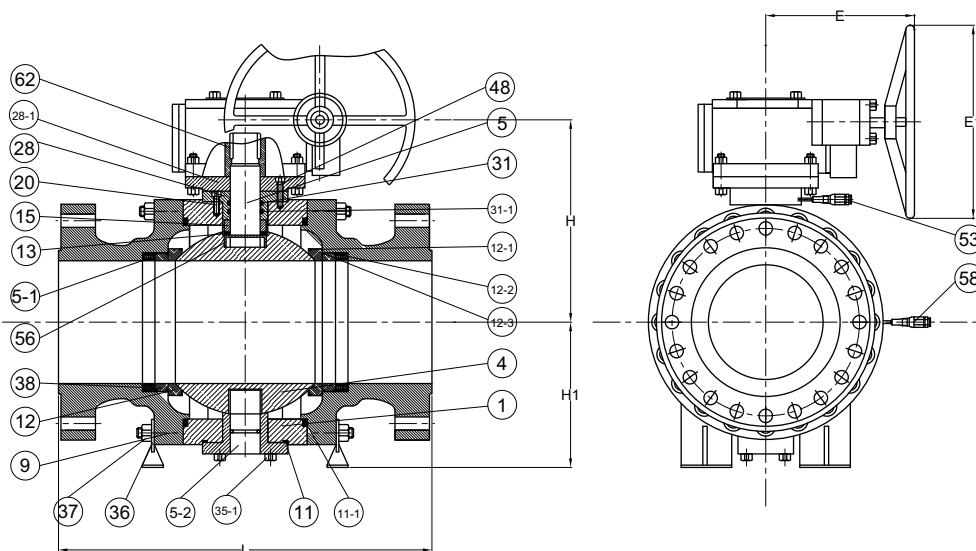
3-pc Design, by casting
 Full Bore
 Face to face: ASME B16.10
 Flange connection: ASME B16.5 Class 600 RF (Above size 26", which would compliance with ASME B16.47)
 Pressure-Temperature Rating: ASME/ANSI B16.34
 Testing and inspection: API6D, API598

- Automatically Drain Plug (NPT) on Body(2"~4" - option, Upward 6" - Basic function)
- Double bleed and Block(2"~4" - option, Upward 6" - Basic function)
- Sealant Emergently Injection Fittings(2"~4" - option, Upward 6" - Basic function)

Options:

- With Locking Device
- Extended Stem (Cryogenic application)
- Actuator installation
- Gear Box

Size:16"~22"



FULL BORE

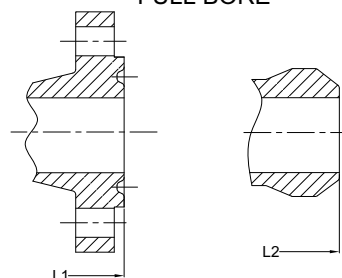
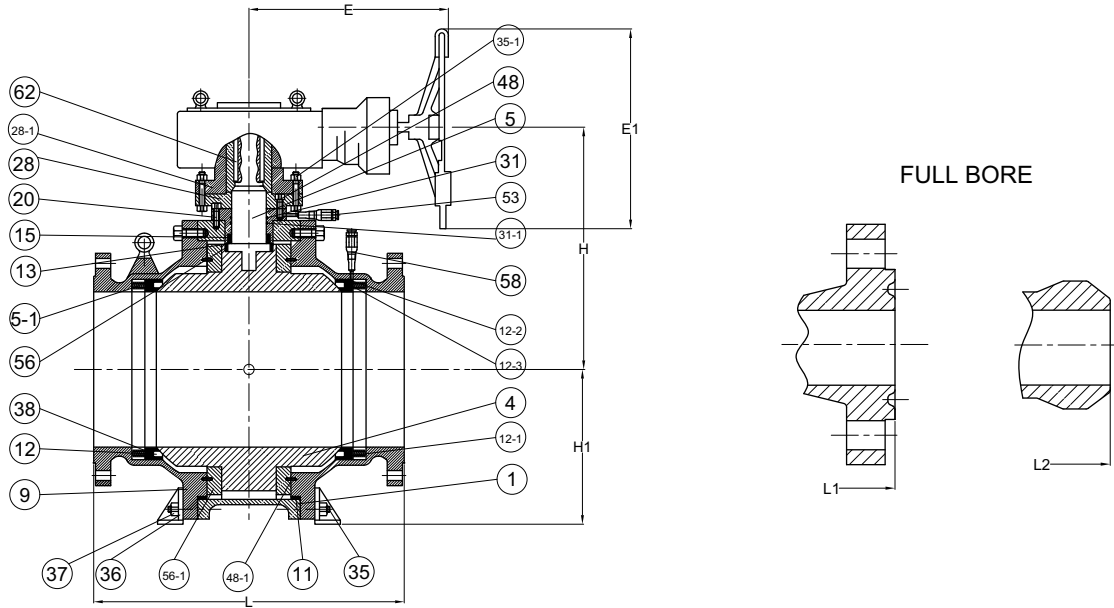




Fig No: MD-54-600 Full Bore

Size:24"~56"



MATERIALS LIST

NO.	PART NAME	MATERIAL
1	BODY	A216-WCB,WCC,A352-LCB,A351-CF8,CF8M,CF3,CF3M,CN7M,CF8C,CDMCu,CN-3MN
4	BALL	A105+ENP,A182-F6,F304,F316,F304L,F316L,F321,F51,F53,ALLOY-20
5	STEM	1045+ENP,A182-F6,F304,F316,F304L,F316L,F321,F51,F53,ALLOY-20,4140+ENP,17-4PH
5-1	SPRING	SS304,INCONEL,1566+ENP
9	CAP	A216-WCB,WCC,A352-LCB,A351-CF8,CF8M,CF3,CF3M,CN7M,CF8C,CD4MCu,CN-3MN
11	GASKET	SS304,SS316+FLEXIBLE GRAPHITE SPIRAL WOUND
12	SEAT	PTFE,RPTFE,NYLON,PEEK,PPL,POM, KARBATE,MOLON,DEVLON
12-1	SEALING RING	FLEXIBLE GRAPHITE
12-2	SEALING RING	SS304,SS316+FLEXIBLE GRAPHITE SPIRAL WOUND
12-3	O-RING	VITON
13	THRUST WASHER	PTFE,RPTFE,STAINLESS STEEL+N
15	PACKING	FLEXIBLE GRAPHITE
20	SCREW	1035,STAINLESS STEEL
28	STUFFING BOX	A105+ENP,A182-F6,F304,F316,F304L,F316L,F321,F51,F53,ALLOY-20
28-1	CONNECTING PLATE	1025,A216-WCB,A351-CF8
31	O-RING	VITON
31-1	O-RING	NBR,VITON
35	BOLT	A193-B7,B7M,B8,B8M
35-1	SCREW	1025,SS304
36	ADJUST WASHER	PTFE,1045+RPTFE,STAINLESS STEEL+RPTFE
37	NUT	A194-2H,2HM,8,8M
38	SEAT RING	A105+ENP,A182-F6,F304,F316,F304L,F316L,F321,F51,F53,ALLOY-20
48	PIN	ANSI 1566
48-1	PIN	1045,SS
53	OIL CUP	1025,SS304
56	BEARING	1045+RPTFE,SS304+RPTFE,SS316+RPTFE
56-1	BEARING RETAINER	1025,A216-WCB,A351-CF8
58	GREASE FITTING	1025,SS304,SS316,SS304L,SS316L,SS321,ALLOY-20,F51,F53
62	KEY	1045



Fig No: MD-54-600 Full Bore

ANSI CLASS 600 DIMENSIONS

unit:mm

SIZE	L	L1	L2	E	E1	H	H1	Wt1(kg)	Wt2(kg)
16"	991.0	994.0	991.0	510.0	500.0	643.0	416.0	1549.0	1475.0
18"	1092.0	1095.0	1092.0	510.0	500.0	723.0	455.0	1828.0	1741.0
20"	1194.0	1200.0	1194.0	530.0	550.0	823.0	522.0	2320.0	2210.0
22"	1295.0	1305.0	1295.0	530.0	812.0	845.0	592.0	3899.0	3714.0
24"	1397.0	1407.0	1397.0	---	812.0	866.0	615.0	3665.0	3490.0
26"	1448.0	1461.0	1448.0	---	812.0	924.0	630.0	4751.0	4525.0
28" [Ⓜ]	1549.0	1562.0	1549.0	---	812.0	956.0	700.0	5405.0	5148.0
30"	1651.0	1664.0	1651.0	---	914.0	1038.0	726.0	6056.0	5768.0
32"	1778.0	1794.0	1778.0	---	914.0	1218.0	788.0	7253.0	6908.0
34"	1930.0	1946.0	1930.0	---	914.0	1230.0	815.0	7778.0	7408.0
36"	2083.0	2099.0	2083.0	---	914.0	1269.0	875.0	9182.0	8745.0
40"	*2080.0		*2170.0	---	914.0	1342.0	945.0	12584.0	11985.0
42"	*2175.0	---	---	---	1016.0	1520.0	989.0	14805.0	14100.0
48"	*2435.0	---	---	---	1016.0	1655.0	1120.0	22699.0	21618.0
56"	*2710.0	---	---	---	---	---	---	---	---

* [Ⓜ] Reduce Bore [Ⓞ] Regular Bore

* Modentic Reserves The Rights To Change Any Details Without Prior Notice.