

Fig No: MD-54-300 Full Bore
16"~56"



Feature:

Design: API6D, ASME B16.34, API607/ API6FA fire safe design
 Side entry ball
 Anti-static design, Anti blow-out-stem
 Carbon steel or special alloy upon request
 Cast steel are also supplied in full compliance with NACE MR0175

Service:

General, Low Temperature, Cryogenic, Sub sea, Oil & Gas application, High temperature, Underground

Design:

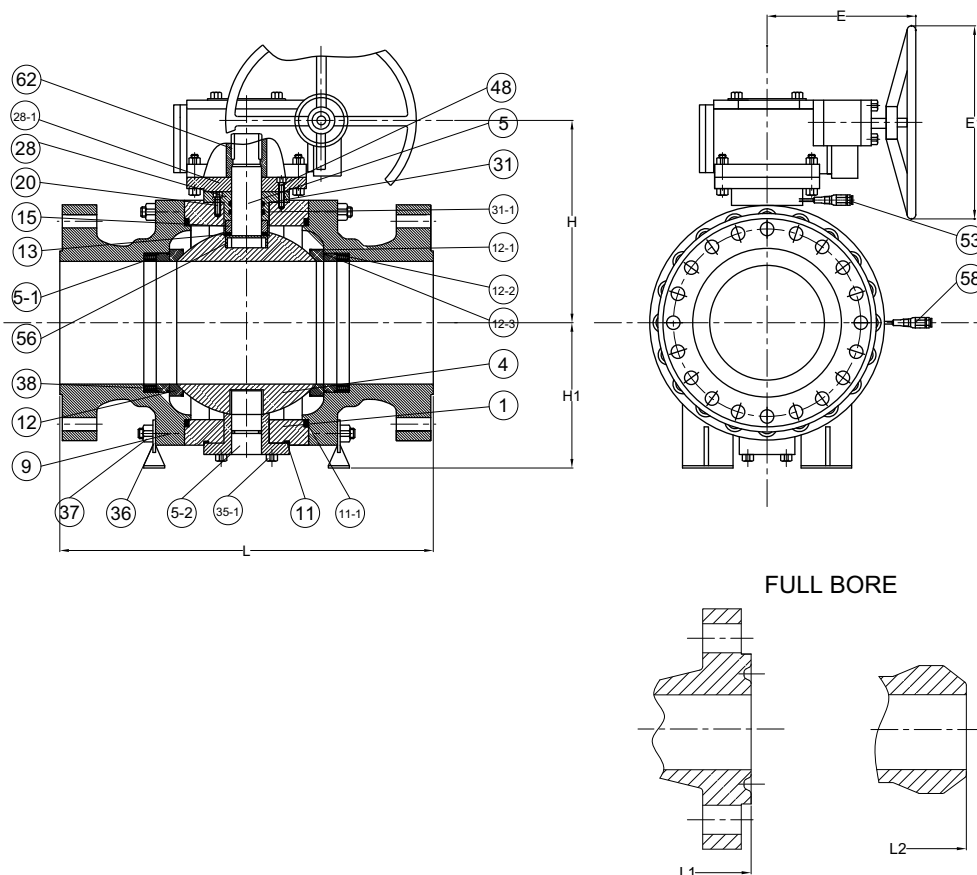
3-pc Design, by casting
 Full Bore
 Face to face: ASME B16.10
 Flange connection: ASME B16.5 Class 300 RF (Above size 26", which would compliance with ASME B16.47)
 Pressure-Temperature Rating: ASME/ANSI B16.34
 Testing and inspection: API6D, API598

- Automatically Drain Plug (NPT) on Body(2"~4" - option, Upward 6" - Basic function)
- Double bleed and Block(2"~4" - option, Upward 6" - Basic function)
- Sealant Emergently Injection Fittings(2"~4" - option, Upward 6" - Basic function)

Options:

- With Locking Device
- Extended Stem (Cryogenic application)
- Actuator installation
- Gear Box

Size:16"~26"



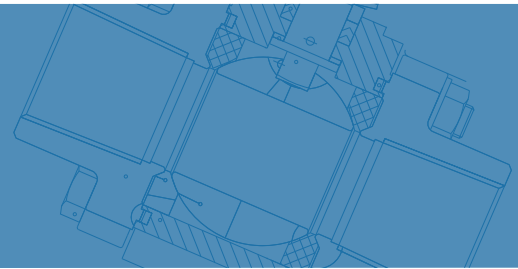
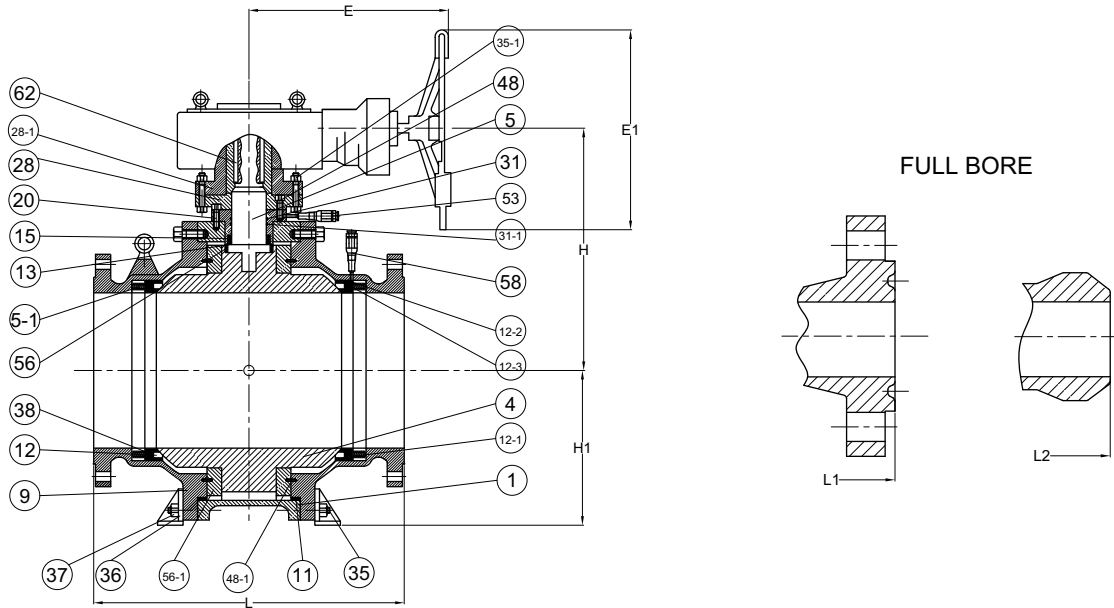


Fig No: MD-54-300 Full Bore

Size:28"~56"



MATERIALS LIST

NO.	PART NAME	MATERIAL
1	BODY	A216-WCB,WCC,A352-LCB,A351-CF8,CF8M,CF3,CF3M,CN7M,CF8C,CDMCu,CN-3MN
4	BALL	A105+ENP,A182-F6,F304,F316,F304L,F316L,F321,F51,F53,ALLOY-20
5	STEM	1045+ENP,A182-F6,F304,F316,F304L,F316L,F321,F51,F53,ALLOY-20,4140+ENP,17-4PH
5-1	SPRING	SS304,INCONEL,1566+ENP
9	CAP	A216-WCB,WCC,A352-LCB,A351-CF8,CF8M,CF3,CF3M,CN7M,CF8C,CD4MCu,CN-3MN
11	GASKET	SS304,SS316+FLEXIBLE GRAPHITE SPIRAL WOUND
12	SEAT	PTFE,RPTFE,NYLON,PEEK,PPL,POM, KARBATE,MOLON,DEVLON
12-1	SEALING RING	FLEXIBLE GRAPHITE
12-2	SEALING RING	SS304,SS316+FLEXIBLE GRAPHITE SPIRAL WOUND
12-3	O-RING	VITON
13	THRUST WASHER	PTFE,RPTFE,STAINLESS STEEL+N
15	PACKING	FLEXIBLE GRAPHITE
20	SCREW	1035,STAINLESS STEEL
28	STUFFING BOX	A105+ENP,A182-F6,F304,F316,F304L,F316L,F321,F51,F53,ALLOY-20
28-1	CONNECTING PLATE	1025,A216-WCB,A351-CF8
31	O-RING	VITON
31-1	O-RING	NBR,VITON
35	BOLT	A193-B7,B7M,B8,B8M
35-1	SCREW	1025,SS304
36	ADJUST WASHER	PTFE,1045+RPTFE,STAINLESS STEEL+RPTFE
37	NUT	A194-2H,2HM,8,8M
38	SEAT RING	A105+ENP,A182-F6,F304,F316,F304L,F316L,F321,F51,F53,ALLOY-20
48	PIN	ANSI 1566
48-1	PIN	1045,SS
53	OIL CUP	1025,SS304
56	BEARING	1045+RPTFE,SS304+RPTFE,SS316+RPTFE
56-1	BEARING RETAINER	1025,A216-WCB,A351-CF8
58	GREASE FITTING	1025,SS304,SS316,SS304L,SS316L,SS321,ALLOY-20,F51,F53
62	KEY	1045

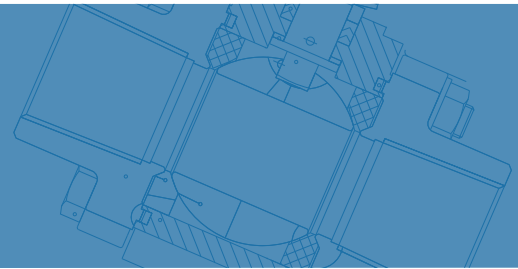


Fig No: MD-54-300 Full Bore

ANSI CLASS 300 DIMENSIONS

unit:mm

SIZE	L	L1	L2	E	E1	H	H1	Wt1(kg)	Wt2(kg)
16"	838.0	854.0	838.0	510.0	500.0	538.0	398.0	1130.0	1267.0
18"	914.0	930.0	914.0	510.0	500.0	625.0	437.0	1602.0	1526.0
20"	991.0	1010.0	991.0	510.0	500.0	712.0	477.0	1966.0	1872.0
22"	1092.0	1114.0	*1092.0	530.0	550.0	799.0	495.0	2517.0	2397.0
24"	1143.0	1165.0	1143.0	530.0	550.0	826.0	585.0	3158.0	3008.0
26"	1245.0	1270.0	1245.0	530.0	550.0	862.0	630.0	3620.0	3416.0
28"	1346.0	1372.0	1346.0	530.0	550.0	893.0	683.0	4061.0	3868.0
30"	1397.0	1422.0	1397.0	---	762.0	968.0	715.0	5223.0	4974.0
32"	1524.0	1553.0	1524.0	---	812.0	1008.0	785.0	5985.0	5674.0
34"	1626.0	1654.0	1626.0	---	914.0	1073.0	785.0	6913.0	6584.0
36"	1727.0	1756.0	1727.0	---	914.0	1100.0	875.0	7944.0	7566.0
40"	*1850.0	---	*1930.0	---	914.0	1245.0	923.0	10117.0	9635.0
42"	*1900.0	---	*2015.0	---	914.0	1345.0	958.0	6913.0	10881.0
48"	*2170.0	---	*2225.0	---	914.0	1490.0	1108.0	18467.0	17558.0
56"	*2300.0	---	*2489.0	---	---	---	---	---	---

* (R) Reduce Bore (C) Regular Bore

* Modentic Reserves The Rights To Change Any Details Without Prior Notice.