



Fig No: MD-53-600 Reduce Bore
18"x16"~36"x30"



Feature:

Design: API6D, ASME B16.34, API607/ API6FA fire safe design
 Side entry ball
 Anti-static design, Anti blow-out-stem
 Carbon steel or special alloy upon request
 Cast steel are also supplied in full compliance with NACE MR0175

Service:

General, Low Temperature, Cryogenic, Sub sea, Oil & Gas application, High temperature, Underground

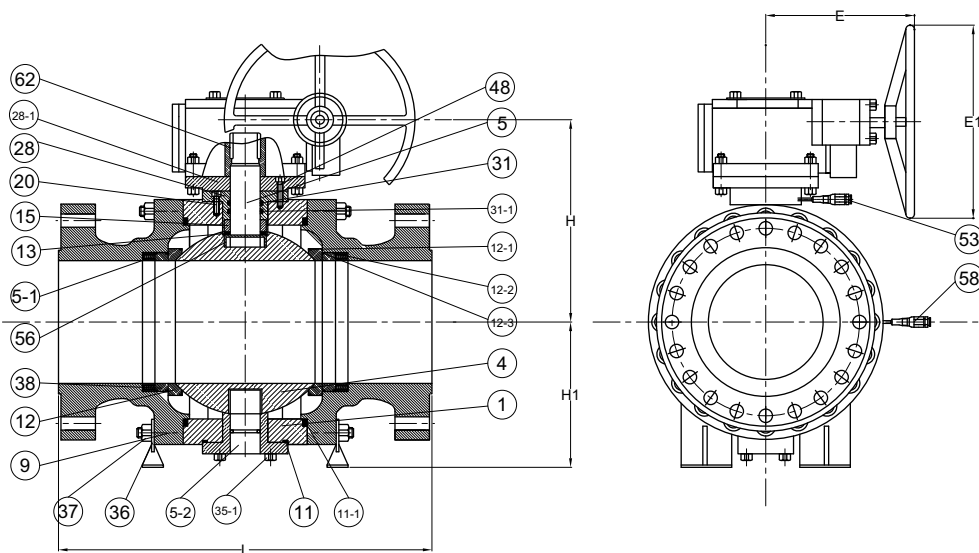
Design:

3-pc Design, by casting
 Reduce Bore
 Face to face: ASME B16.10
 Flange connection: ASME B16.5 Class 600 RF (Above size 26", which would compliance with ASME B16.47)
 Pressure-Temperature Rating: ASME/ANSI B16.34
 Testing and inspection: API6D, API598
 •Automatically Drain Plug (NPT) on Body(2"~4" - option, Upward 6" - Basic function)
 •Double bleed and Block(2"~4" - option, Upward 6" - Basic function)
 •Sealant Emergently Injection Fittings(2"~4" - option, Upward 6" - Basic function)

Options:

- With Locking Device
- Extended Stem (Cryogenic application)
- Actuator installation
- Gear Box

Size:18"x16"~24"x22"



REDUCED BORE

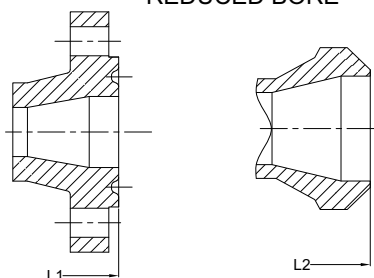
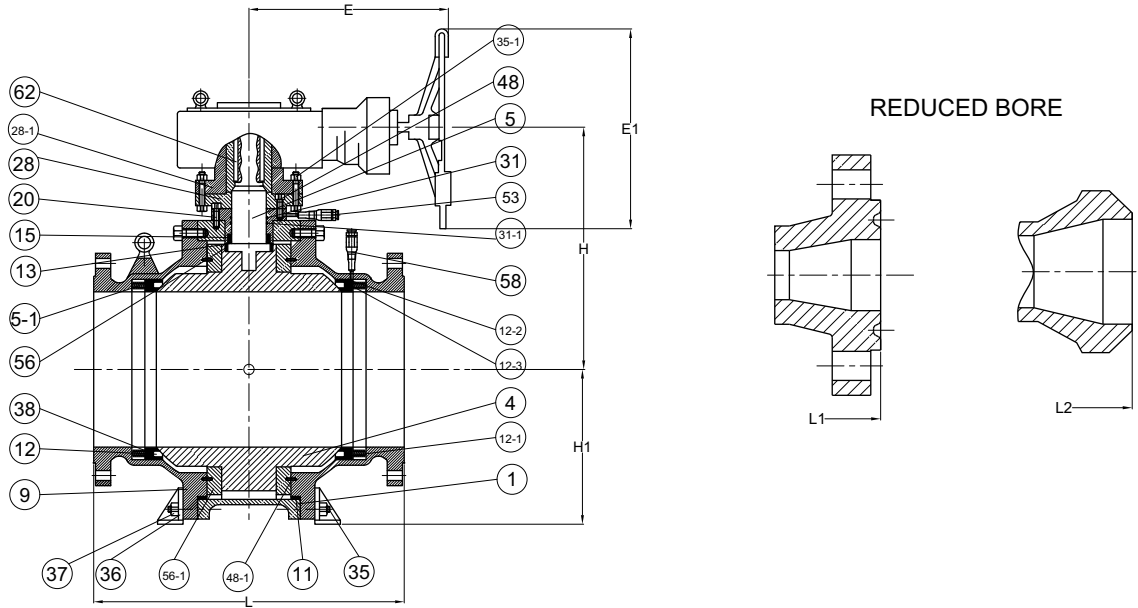




Fig No: MD-53-600 Reduce Bore

30"x24"~36"x30"



MATERIALS LIST

NO.	PART NAME	MATERIAL
1	BODY	A216-WCB,WCC,A352-LCB,A351-CF8,CF8M,CF3,CF3M,CN7M,CF8C,CDMCu,CN-3MN
4	BALL	A105+ENP,A182-F6,F304,F316,F304L,F316L,F321,F51,F53,ALLOY-20
5	STEM	1045+ENP,A182-F6,F304,F316,F304L,F316L,F321,F51,F53,ALLOY-20,4140+ENP,17-4PH
5-1	SPRING	SS304,INCONEL,1566+ENP
9	CAP	A216-WCB,WCC,A352-LCB,A351-CF8,CF8M,CF3,CF3M,CN7M,CF8C,CD4MCu,CN-3MN
11	GASKET	SS304,SS316+FLEXIBLE GRAPHITE SPIRAL WOUND
12	SEAT	PTFE,RPTFE,NYLON,PEEK,PPL,POM, KARBATE,MOLON,DEVLON
12-1	SEALING RING	FLEXIBLE GRAPHITE
12-2	SEALING RING	SS304,SS316+FLEXIBLE GRAPHITE SPIRAL WOUND
12-3	O-RING	VITON
13	THRUST WASHER	PTFE,RPTFE,STAINLESS STEEL+N
15	PACKING	FLEXIBLE GRAPHITE
20	SCREW	1035,STAINLESS STEEL
28	STUFFING BOX	A105+ENP,A182-F6,F304,F316,F304L,F316L,F321,F51,F53,ALLOY-20
28-1	CONNECTING PLATE	1025,A216-WCB,A351-CF8
31	O-RING	VITON
31-1	O-RING	NBR,VITON
35	BOLT	A193-B7,B7M,B8,B8M
35-1	SCREW	1025,SS304
36	ADJUST WASHER	PTFE,1045+RPTFE,STAINLESS STEEL+RPTFE
37	NUT	A194-2H,2HM,8,8M
38	SEAT RING	A105+ENP,A182-F6,F304,F316,F304L,F316L,F321,F51,F53,ALLOY-20
48	PIN	ANSI 1566
48-1	PIN	1045,SS
53	OIL CUP	1025,SS304
56	BEARING	1045+RPTFE,SS304+RPTFE,SS316+RPTFE
56-1	BEARING RETAINER	1025,A216-WCB,A351-CF8
58	GREASE FITTING	1025,SS304,SS316,SS304L,SS316L,SS321,ALLOY-20,F51,F53
62	KEY	1045



API 6D Trunnion Mounted Ball Valve

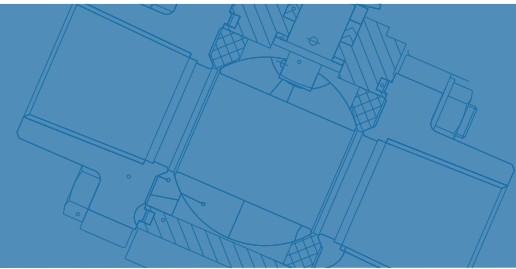


Fig No: MD-53-600 Reduce Bore

ANSI CLASS 600 DIMENSIONS

unit:mm

SIZE	L	L1	L2	E	E1	H	H1	Wt1(kg)	Wt2(kg)
18x16" Ⓒ	1092.0	1095.0	1092.0	510.0	500.0	643.0	416.0	1695.0	1615.0
20X16" Ⓒ	1194.0	1200.0	1194.0	510.0	500.0	643.0	416.0	1778.0	1692.0
20X18" Ⓒ	1194.0	1200.0	1194.0	510.0	500.0	723.0	455.0	1935.0	1843.0
24X20" Ⓒ	1397.0	1407.0	1397.0	530.0	550.0	823.0	522.0	3235.0	3081.0
24X22" Ⓒ	1397.0	1165.0	1397.0	---	812.0	845.0	592.0	4057.0	3864.0
30x24" Ⓒ	1651.0	1664.0	1651.0	---	812.0	866.0	615.0	4270.0	4496.0
28x26" Ⓒ	1549.0	1562.0	1549.0	---	812.0	924.0	630.0	---	---
30x28" Ⓒ	1651.0	1664.0	1651.0	---	812.0	956.0	700.0	---	---
32x30" Ⓒ	1778.0	1794.0	1778.0	---	914.0	1038.0	726.0	---	---
36x30" Ⓒ	2083.0	2009.0	2083.0	---	914.0	1038.0	726.0	7415.0	7062.0

* Ⓒ Reduce Bore Ⓓ Regular Bore

* Modentic Reserves The Rights To Change Any Details Without Prior Notice.