

FEATURES

- Investment Cast Body Construction
- 2 Pieces Body Design
- ISO 5211 Mounting Flange
- Blow-Out-Proof Stem Design
- Anti-Static Device
- Available for Pneumatic or Electric Actuator
- NACE MR0175 is available upon request
- Super Alloy materials for highly corrosive medium are available upon request

AUTOMATION AVAILABLE

SPECIFICATIONS

- Size Range: DN15 ~ DN200 (1/2" ~ 8")
- End Connection: Flanged End, RF
- Working Pressure:
 - PN40 1.4408 - 38.8 Bar at RT
 - PN40 1.0619 - 39.0 Bar at RT
 - PN16 1.4408 - 15.5 Bar at RT
 - PN16 1.0619 - 15.6 Bar at RT
- Steam Pressure: 150 PSIG. Saturated Steam for RTFE.
- Temperature Range: -4 to 356 °F (-20 to 180 °C) for RTFE.

STANDARDS

- Design: EN 12516-1/2
- Mounting Flange: ISO 5211
- Face to Face:
 - DIN 3202 F4 for DN15 ~ DN100
 - DIN 3202 F5 for DN125 ~ DN200
- Flange Dimension:
 - PN40 EN1092-1 for DN15 ~ DN40
 - PN16 EN1092-1 for DN50 ~ DN200
- Material: EN1503-1
- Pressure Testing: EN 12266

CERTIFICATE

- Fire Safe **OPTION**: API 607 4th Edition
- Fugitive Emission: TA-LUFT
- Quality Assurance: ISO 9001
- Material Certificate: EN 10204-3.1 MTR
- CE Approval: PED 2014/68/EU Module H

MATERIAL LIST

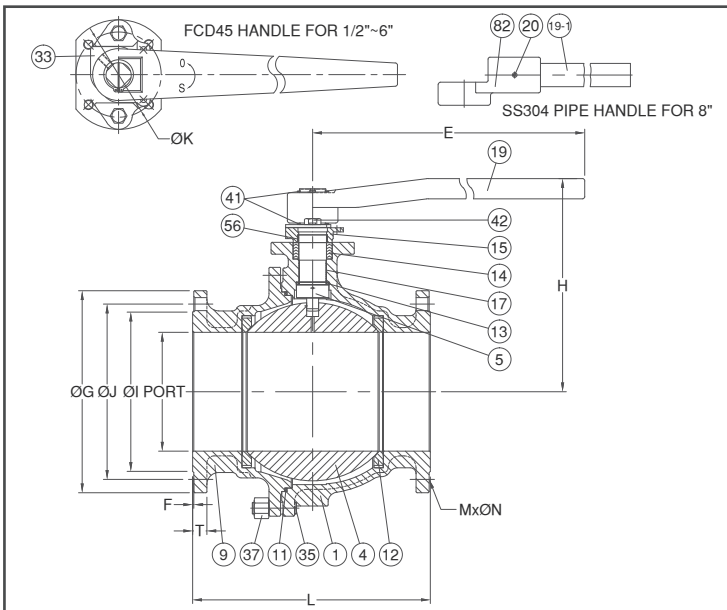
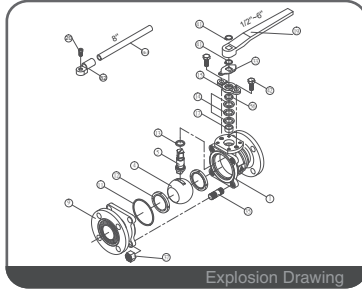
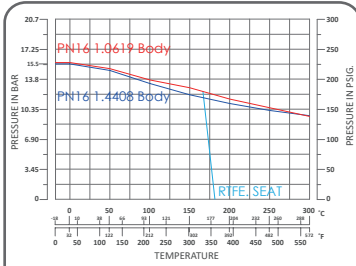
NO.	PART NAME	MATERIAL (more options available)	
1	BODY	EN1503-1 1.4408	EN1503-1 1.0619
4	BALL	ASTM A351 Gr.CF8M	
5	STEM	ASTM A276 Gr.SS316	
9	END CAP	EN1503-1 1.4408	EN1503-1 1.0619
11	BODY SEAL	PTFE.	
12	SEAT	RTFE.(15%G.F.)	
13	THRUST WASHER	PTFE.	
14	STEM PACKING	PTFE.	
15	GLAND FLANGE	ASTM A351 Gr.CF8	
17	STEM BEARING	PTFE.	
19	HANDLE	FCD 45	
28	TRAVEL STOPPER	SS304	
35	BODY STUD	SS304	
37	BODY BOLT NUT	SS304	
41	SNAP RING	SS304	
42	GLAND BOLT	SS304	
50	JUNCTION HEAD	ASTM A351 Gr.CF8	
56	GLAND BEARING	PTFE.	

DIMENSION

															unit : mm		
SIZE	PORT	L	E	H	C	ØG	ØJ	ØI	T	F	ØY	MxØN	ØK	Z			
DN15	1/2"	15.0	115	130.8	77.4	11	95	65	45	16	2.0	14.0	4xØ14	42/F04	1/4-20UNC		
DN20	3/4"	20.0	120	130.8	79.9	11	105	75	58	18	2.0	14.0	4xØ14	42/F04	1/4-20UNC		
DN25	1"	25.4	125	163.0	92.1	14	115	85	68	18	2.0	18.0	4xØ14	50/F05	1/4-20UNC		
DN32	1-1/4"	32.0	130	163.0	96.8	14	140	100	78	18	2.0	15.5	4xØ18	50/F05	1/4-20UNC		
DN40	1-1/2"	38.0	140	202.0	130.4	17	150	110	88	18	2.0	22.2	4xØ18	70/F07	5/16-18UNC		
DN50	2"	50.0	150	202.0	137.9	17	165	125	102	18	2.0	22.2	4xØ18	70/F07	5/16-18UNC		
DN65	2-1/2"	63.0	170	202.0	160.5	17	185	145	122	18	2.0	20.5	4xØ18	70/F07	5/16-18UNC		

DIMENSION

															unit : inch		
SIZE	PORT	L	E	H	C	ØG	ØJ	ØI	T	F	ØY	MxØN	ØK	Z			
DN15	1/2"	0.59	4.52	5.14	3.04	0.43	3.74	2.55	1.77	0.62	0.07	0.55	4xØ0.55	1.65/F04	1/4-20UNC		
DN20	3/4"	0.78	4.72	5.14	3.14	0.43	4.13	2.95	2.28	0.70	0.07	0.55	4xØ0.55	1.65/F04	1/4-20UNC		
DN25	1"	1.00	4.92	6.41	3.62	0.55	4.52	3.34	2.67	0.70	0.07	0.70	4xØ0.55	1.96/F05	1/4-20UNC		
DN32	1-1/4"	1.25	5.11	6.41	3.81	0.55	5.51	3.93	3.07	0.70	0.07	0.61	4xØ0.70	1.96/F05	1/4-20UNC		
DN40	1-1/2"	1.49	5.51	7.95	5.13	0.66	5.90	4.33	3.46	0.70	0.07	0.87	4xØ0.70	2.75/F07	5/16-18UNC		
DN50	2"	1.96	5.90	7.95	5.42	0.66	6.49	4.92	4.01	0.70	0.07	0.87	4xØ0.70	2.75/F07	5/16-18UNC		
DN65	2-1/2"	2.48	6.69	7.95	6.31	0.66	7.28	5.70	4.80	0.70	0.07	0.80	4xØ0.70	2.75/F07	5/16-18UNC		



FEATURES

- Investment Cast Body Construction
- 2 Pieces Body Design
- ISO 5211 Mounting Flange
- Blow-Out-Proof Stem Design
- Anti-Static Device
- Available for Pneumatic or Electric Actuator
- NACE MR0175 is available upon request
- Super Alloy materials for highly corrosive medium are available upon request

AUTOMATION AVAILABLE

SPECIFICATIONS

- Size Range: DN15 ~ DN200 (1/2" ~ 8")
- End Connection: Flanged End, RF
- Working Pressure:
 - PN40 1.4408 - 38.8 Bar at RT
 - PN40 1.0619 - 39.0 Bar at RT
 - PN16 1.4408 - 15.5 Bar at RT
 - PN16 1.0619 - 15.6 Bar at RT
- Steam Pressure: 150 PSIG. Saturated Steam for RTFE.
- Temperature Range: -4 to 356 °F (-20 to 180 °C) for RTFE.

STANDARDS

- Design: EN 12516-1/2
- Mounting Flange: ISO 5211
- Face to Face:
 - DIN 3202 F4 for DN15 ~ DN100
 - DIN 3202 F5 for DN125 ~ DN200
- Flange Dimension:
 - PN40 EN1092-1 for DN15 ~ DN40
 - PN16 EN1092-1 for DN50 ~ DN200
- Material: EN1503-1
- Pressure Testing: EN 12266

CERTIFICATE

- Fire Safe **OPTION**: API 607 4th Edition
- Fugitive Emission: TA-LUFT
- Quality Assurance: ISO 9001
- Material Certificate: EN 10204-3.1 MTR
- CE Approval: PED 2014/68/EU Module H

MATERIAL LIST

NO.	PART NAME	MATERIAL (more options available)
1	BODY	ASTM A351 Gr.CF8M ASTM A216 Gr.WCB
4	BALL	ASTM A351 Gr.CF8M
5	STEM	ASTM A276 Gr.SS316
9	END CAP	ASTM A351 Gr.CF8M ASTM A216 Gr.WCB
11	BODY SEAL	PTFE.
12	SEAT	RTFE.(15%G.F.)
13	THRUST WASHER	PTFE.
14	STEM PACKING	PTFE.
15	GLAND FLANGE	ASTM A351 Gr.CF8
17	STEM BEARING	PTFE.
19	HANDLE	FCD 45
19-1	PIPE GRIP.	SS304
20	SET SCREW	SS304
33	TRAVEL STOPPER	SS304
35	STUD	SS304
37	BOLT NUT	SS304
41	SNAP RING	SS304
42	GLAND BOLT	SS304
56	GLAND BEARING	PTFE.
82	JUNCTION HEAD	ASTM A351 Gr.CF8

DIMENSION

														unit : mm	
SIZE	PORT	L	E	H	ØG	ØJ	ØI	T	F	M	ØN	ØK			
DN80	3"	80.0	203	323.5	174.7	190	152.5	127	19.5	2.0	4	19	102	F10	
DN100	4"	98.0	229	323.5	197.0	229	190.5	157	24.3	2.0	8	19	102	F10	
DN125	5"	125.0	356	752.5	249.0	254	216.0	186	24.5	2.0	8	22	125	F12	
DN150	6"	152.0	394	752.5	267.5	279	241.5	216	25.8	2.0	8	22	125	F12	
DN200	8"	200.0	457	839.3	363.0	343	298.5	270	29.1	2.0	8	22	140	F14	

DIMENSION

														unit : inch	
SIZE	PORT	L	E	H	ØG	ØJ	ØI	T	F	M	ØN	ØK			
DN80	3"	3.15	7.99	12.74	6.88	7.48	6.00	5.00	0.77	0.08	4	0.75	4.02	F10	
DN100	4"	3.86	9.02	12.74	7.76	9.02	7.50	6.18	0.96	0.08	8	0.75	4.02	F10	
DN125	5"	4.92	14.02	29.63	9.80	10.00	8.50	7.32	0.96	0.08	8	0.87	4.92	F12	
DN150	6"	5.98	15.51	29.63	10.53	10.98	9.51	8.50	1.02	0.08	8	0.87	4.92	F12	
DN150	8"	7.87	17.99	33.04	14.29	13.50	11.75	10.63	1.15	0.08	8	0.87	5.51	F14	