



Fig No: MD-68-300 Full Bore

2" ~ 16"



Feature:

Design: API6D, ASME B16.34, API607/ API6FA fire safe design
 Side entry ball
 Anti-static design, Anti blow-out-stem
 Carbon steel or special alloy upon request
 Cast steel are also supplied in full compliance with NACE MR0175

Service:

General, Low Temperature, Cryogenic, Sub sea, Oil & Gas application, High temperature, Underground

Design:

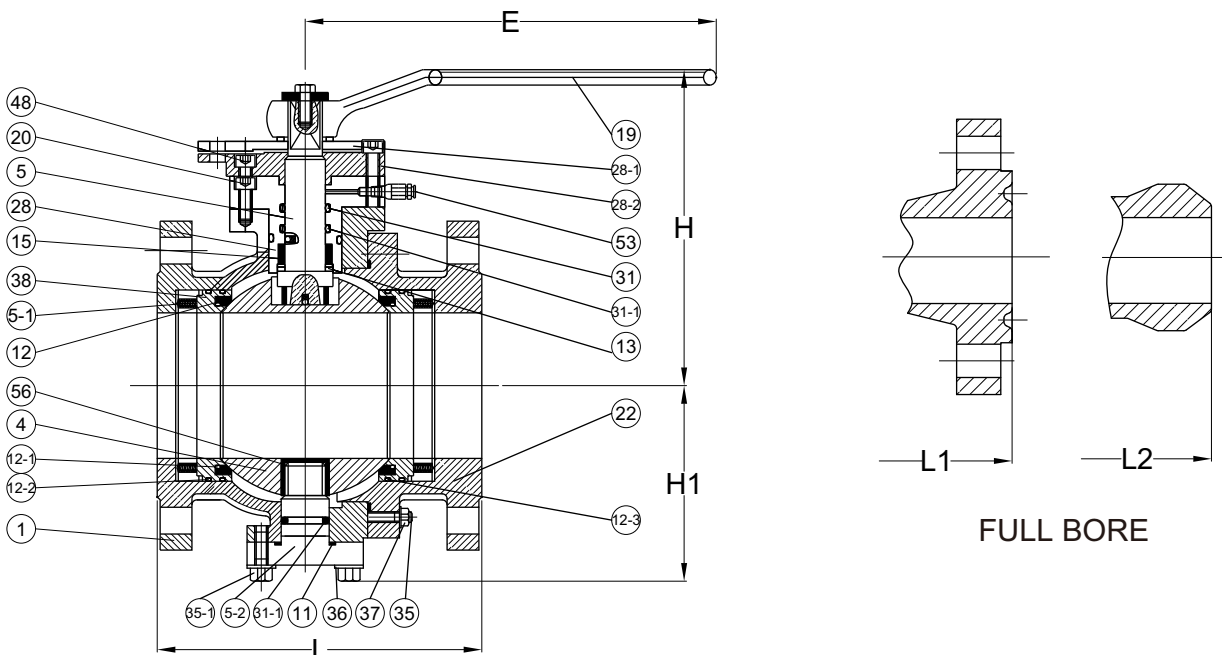
2-pc Design, by casting
 Full Bore
 Face to face: ASME B16.10
 Flange connection: ASME B16.5 Class 300 RF (Above size 26", which would compliance with ASME B16.47)
 Pressure-Temperature Rating: ASME/ANSI B16.34
 Testing and inspection: API6D, API598

- Automatically Drain Plug (NPT) on Body(2"~4" - option, Upward 6" - Basic function)
- Double bleed and Block(2"~4" - option, Upward 6" - Basic function)
- Sealant Emergently Injection Fittings(2"~4" - option, Upward 6" - Basic function)

Options:

- With Locking Device
- Extended Stem (Cryogenic application)
- Actuator installation
- Gear Box

Size:2" ~ 4"



FULL BORE

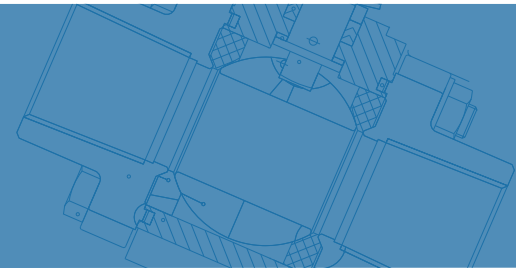


Fig No: MD-68-300 Full Bore

MATERIALS LIST

NO.	PART NAME	MATERIAL
1	BODY	A216-WCB,WCC,A352-LCB,A351-CF8,CF8M,CF3,CF3M,CN7M,CF8C,CDMCu,CN-3MN
4	BALL	A105+ENP,A182-F6,F304,F316,F304L,F316L,F321,F51,F53,ALLOY-20
5	STEM	1045+ENP,A182-F6,F304,F316,F304L,F316L,F321,F51,F53,ALLOY-20,4140+ENP,17-4PH
5-1	SPRING	SS304,INCONEL,1566+ENP
5-2	TRUNNION	1045+ENP,A182-F6,F304,F316,F304L,F316L,F321,F51,F53,ALLOY-20,4140+ENP,17-4PH
9	CAP	A216-WCB,WCC,A352-LCB,A351-CF8,CF8M,CF3,CF3M,CN7M,CF8C,CD4MCu,CN-3MN
11	GASKET	SS304,SS316+FLEXIBLE GRAPHITE
12	SEAT	PTFE,RPTFE,NYLON,PEEK,PPL,POM, KARBATE,MOLON,DEVLON
12-1	SEALING RING	FLEXIBLE GRAPHITE
12-2	SEALING RING	SS304,SS316+FLEXIBLE GRAPHITE SPIRAL WOUND
12-3	O-RING	VITON
13	THRUST WASHER	PTFE,RPTFE,STAINLESS STEEL+N
15	PACKING	FLEXIBLE GRAPHITE
19	LEVER	A216-WCB+1020
20	SCREW	1035,STAINLESS STEEL
28	STUFFING BOX	A105+ENP,A182-F6,F304,F316,F304L,F316L,F321,F51,F53,ALLOY-20
28-1	LIMITED PLATE	1035,STAINLESS STEEL
28-2	CONNECTING PLATE	1025,A216-WCB,A351-CF8
31	O-RING	VITON
31-1	O-RING	NBR,VITON
31-2	O-RING	NBR,VITON
35	BOLT	A193-B7,B7M,B8,B8M
35-1	SCREW	PL1035,STAINLESS STEEL
36	ADJUST WASHER	PTFE,1045+RPTFE,STAINLESS STEEL+RPTFE
37	NUT	A194-2H,2HM,8,8M
38	SEAT RING	A105+ENP,A182-F6,F304,F316,F304L,F316L,F321,F51,F53,ALLOY-20
48	PIN	ANSI 1566
53	OIL CUP	1025,SS304
56	BEARING	1045+RPTFE,SS304+RPTFE,SS316+RPTFE

ANSI CLASS 300 DIMENSIONS

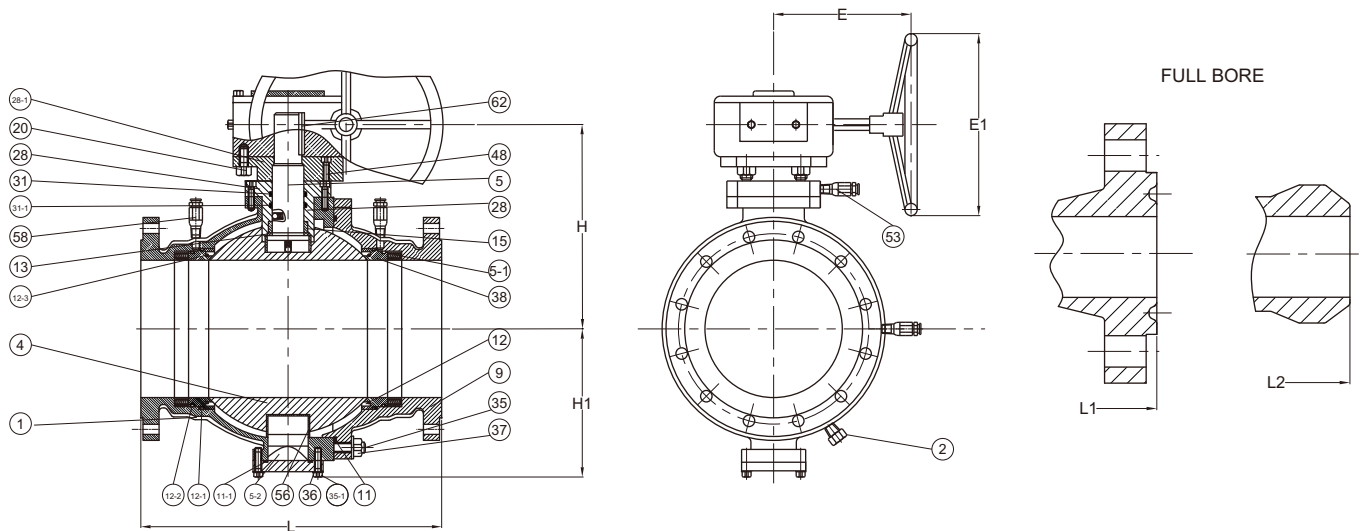
unit:mm

SIZE	L	L1	L2	E	H	H1	Wt (kg)
2"	216.0	232.0	216.0	250.0	168.0	95.0	15.0
2-1/2"	241.0	257.0	241.0	300.0	175.0	107.0	24.0
3"	283.0	298.0	283.0	350.0	186.0	122.0	30.0
4"	305.0	321.0	305.0	450.0	225.0	148.0	55.0



Fig No: MD-68-300 Full Bore

Size: 6" ~ 16"



MATERIALS LIST

NO.	PART NAME	MATERIAL
1	BODY	A216-WCB,WCC,A352-LCB,A351-CF8,CF8M,CF3,CF3M,CN7M,CF8C,CDMCu,CN-3MN
2	DRAIN VALVE AND PLUG	1025,SS304,SS316,SS304L,SS316L,SS321,F51,F53
4	BALL	A105+ENP,A182-F6,F304,F316,F304L,F316L,F321,F51,F53,ALLOY-20
5	STEM	1045+ENP,A182-F6,F304,F316,F304L,F316L,F321,F51,F53,ALLOY-20,4140+ENP,17-4PH
5-1	SPRING	SS304,INCONEL,1566+ENP
5-2	TRUNNION	1045+ENP,A182-F6,F304,F316,F304L,F316L,F321,F51,F53,ALLOY-20,4140+ENP,17-4PH
9	CAP	A216-WCB,WCC,A352-LCB,A351-CF8,CF8M,CF3,CF3M,CN7M,CF8C,CD4MCu,CN-3MN
11	GASKET	SS304,SS316+FLEXIBLE GRAPHITE
11-1	O-RING	NBR,VITON
12	SEAT	PTFE,RPTFE,NYLON,PEEK,PPL,POM, KARBATE,MOLON,DEVLON
12-1	SEALING RING	FLEXIBLE GRAPHITE
12-2	SEALING RING	SS304,SS316+FLEXIBLE GRAPHITE SPIRAL WOUND
12-3	O-RING	VITON
13	THRUST WASHER	PTFE,RPTFE,STAINLESS STEEL+N
15	PACKING	FLEXIBLE GRAPHITE
20	SCREW	1035,STAINLESS STEEL
28	STUFFING BOX	A105+ENP,A182-F6,F304,F316,F304L,F316L,F321,F51,F53,ALLOY-20
28-1	CONNECTING PLATE	1025,A216-WCB,A351-CF8
31	O-RING	VITON
31-1	O-RING	NBR,VITON
35	BOLT	A193-B7,B7M,B8,B8M
35-1	SCREW	PL1035,STAINLESS STEEL
36	ADJUST WASHER	PTFE,1045+RPTFE,STAINLESS STEEL+RPTFE
37	NUT	A194-2H,2HM,8,8M
38	SEAT RING	A105+ENP,A182-F6,F304,F316,F304L,F316L,F321,F51,F53,ALLOY-20
48	PIN	ANSI 1566
53	OIL CUP	1025,SS304
56	BEARING	1045+RPTFE,SS304+RPTFE,SS316+RPTFE
58	GREASE FITTING	1025,SS304,SS316,SS304L,SS316L,SS321,ALLOY-20,F51,F53
62	KEY	1045



API 6D Trunnion Mounted Ball Valve

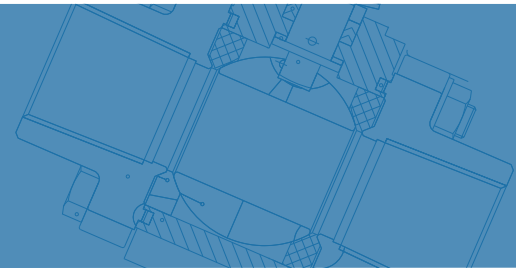


Fig No: MD-68-300 Full Bore

ANSI CLASS 300 DIMENSIONS

unit:mm

SIZE	L	L1	L2	E	E1	H	H1	Wt(kg)
6"	403.0	419.0	403.0	254.0	300.0	285.0	201.0	90.0
8"	502.0	518.0	521.0	270.0	400.0	345.0	232.0	201.0
10"	568.0	584.0	559.0	342.0	400.0	451.0	283.0	350.0
12"	648.0	664.0	635.0	342.0	400.0	570.0	335.0	510.0
14"	762.0	778.0	762.0	430.0	450.0	600.0	360.0	720.0
16"	838.0	854.0	838.0	510.0	500.0	638.0	398.0	1167.0

* Modentic Reserves The Rights To Change Any Details Without Prior Notice.