



Fig No: MD-54-150 Full Bore
16"~56"



Feature:

- Design: API6D, ASME B16.34, API607/ API6FA fire safe design
- Side entry ball
- Anti-static design, Anti blow-out-stem
- Carbon steel or special alloy upon request
- Cast steel are also supplied in full compliance with NACE MR0175

Service:

General, Low Temperature, Cryogenic, Sub sea, Oil & Gas application, High temperature, Underground

Design:

- 3-pc Design, by casting
- Full Bore
- Face to face: ASME B16.10
- Flange connection: ASME B16.5 Class 150 RF (Above size 26", which would compliance with ASME B16.47)
- Pressure-Temperature Rating: ASME/ANSI B16.34
- Testing and inspection: API6D, API598

- Automatically Drain Plug (NPT) on Body(2"~4" - option, Upward 6" - Basic function)
- Double bleed and Block(2"~4" - option, Upward 6" - Basic function)
- Sealant Emergently Injection Fittings(2"~4" - option, Upward 6" - Basic function)

Options:

- With Locking Device
- Extended Stem (Cryogenic application)
- Actuator installation
- Gear Box

Size:16"~28"

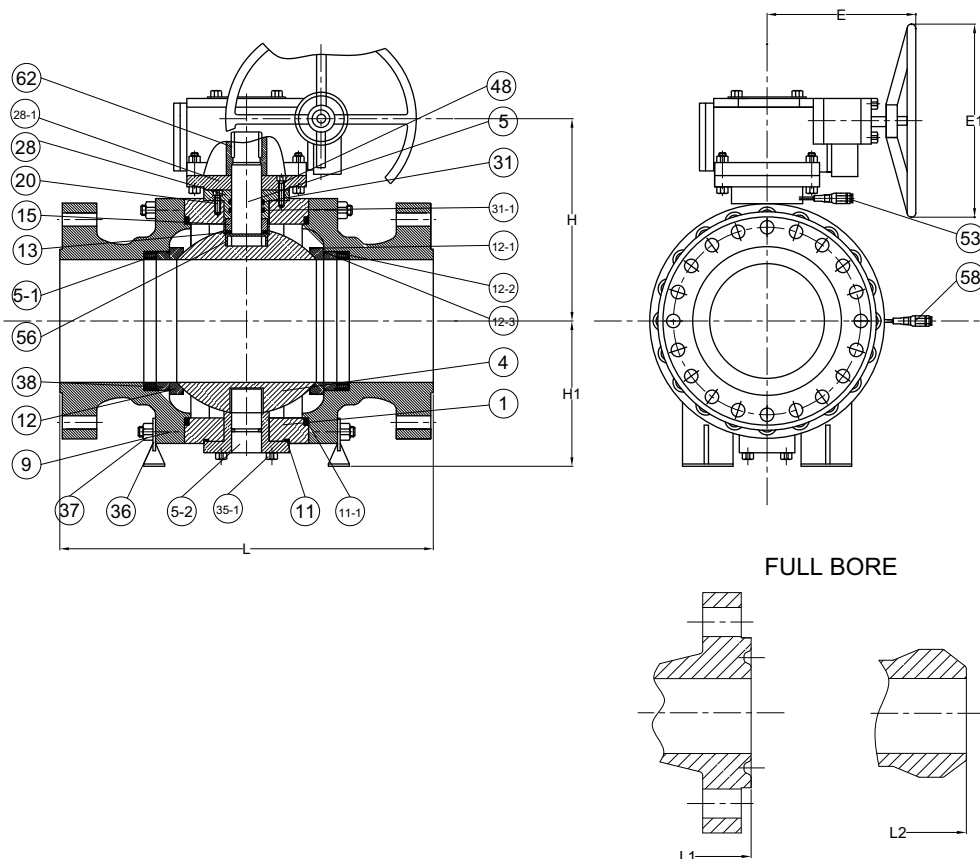
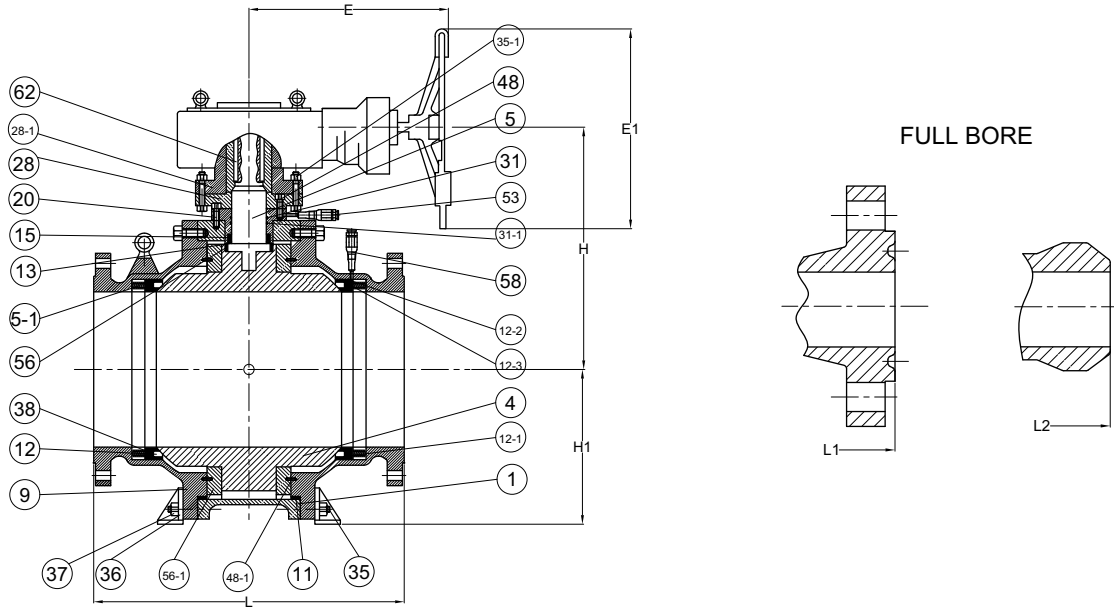




Fig No: MD-54-150 Full Bore

Size:30"~56"



MATERIALS LIST

NO.	PART NAME	MATERIAL
1	BODY	A216-WCB,WCC,A352-LCB,A351-CF8,CF8M,CF3,CF3M,CN7M,CF8C,CDMCu,CN-3MN
4	BALL	A105+ENP,A182-F6,F304,F316,F304L,F316L,F321,F51,F53,ALLOY-20
5	STEM	1045+ENP,A182-F6,F304,F316,F304L,F316L,F321,F51,F53,ALLOY-20,4140+ENP,17-4PH
5-1	SPRING	SS304,INCONEL,1566+ENP
9	CAP	A216-WCB,WCC,A352-LCB,A351-CF8,CF8M,CF3,CF3M,CN7M,CF8C,CD4MCu,CN-3MN
11	GASKET	SS304,SS316+FLEXIBLE GRAPHITE SPIRAL WOUND
12	SEAT	PTFE,RPTFE,NYLON,PEEK,PPL,POM, KARBATE,MOLON,DEVLON
12-1	SEALING RING	FLEXIBLE GRAPHITE
12-2	SEALING RING	SS304,SS316+FLEXIBLE GRAPHITE SPIRAL WOUND
12-3	O-RING	VITON
13	THRUST WASHER	PTFE,RPTFE,STAINLESS STEEL+N
15	PACKING	FLEXIBLE GRAPHITE
20	SCREW	1035,STAINLESS STEEL
28	STUFFING BOX	A105+ENP,A182-F6,F304,F316,F304L,F316L,F321,F51,F53,ALLOY-20
28-1	CONNECTING PLATE	1025,A216-WCB,A351-CF8
31	O-RING	VITON
31-1	O-RING	NBR,VITON
35	BOLT	A193-B7,B7M,B8,B8M
35-1	SCREW	1025,SS304
36	ADJUST WASHER	PTFE,1045+RPTFE,STAINLESS STEEL+RPTFE
37	NUT	A194-2H,2HM,8,8M
38	SEAT RING	A105+ENP,A182-F6,F304,F316,F304L,F316L,F321,F51,F53,ALLOY-20
48	PIN	ANSI 1566
48-1	PIN	1045,SS
53	OIL CUP	1025,SS304
56	BEARING	1045+RPTFE,SS304+RPTFE,SS316+RPTFE
56-1	BEARING RETAINER	1025,A216-WCB,A351-CF8
58	GREASE FITTING	1025,SS304,SS316,SS304L,SS316L,SS321,ALLOY-20,F51,F53
62	KEY	1045



API 6D Trunnion Mounted Ball Valve

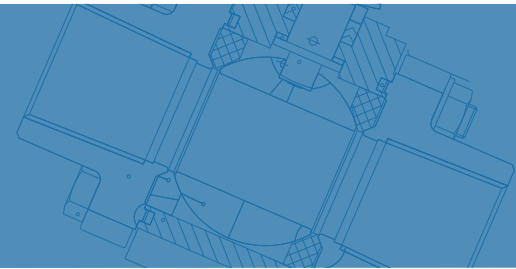


Fig No: MD-54-150 Full Bore

ANSI CLASS 150 DIMENSIONS

unit:mm

SIZE	L	L1	L2	E	E1	H	H1	Wt1(kg)	Wt2(kg)
16"	762.0	775.0	838.0	430.0	450.0	498.0	398.0	739.0	723.0
18"	864.0	876.0	914.0	510.0	500.0	640.0	437.0	930.0	879.0
20"	914.0	927.0	991.0	530.0	550.0	700.0	467.0	1617.0	1540.0
22"	*991.0	---	*1092.0	530.0	550.0	735.0	499.0	2518.0	2398.0
24"	1067.0	1080.0	1143.0	530.0	550.0	820.0	551.0	2787.0	2654.0
26"	1143.0	---	1245.0	530.0	550.0	892.0	624.0	3276.0	3120.0
28" [Ⓜ]	1245.0	---	1346.0	530.0	550.0	901.0	632.0	3183.0	3032.0
30"	1295.0	---	1397.0	---	762.0	962.0	715.0	3675.0	3360.0
32"	1372.0	---	1524.0	---	812.0	1045.0	755.0	4725.0	4500.0
34"	1473.0	---	1626.0	---	914.0	1095.0	785.0	6073.0	5784.0
36"	1524.0	---	1727.0	---	914.0	1117.0	836.0	7237.0	6892.0
40"	*1753.0	---	*1753.0	---	914.0	1285.0	900.0	9347.0	8902.0
42"	*1855.0	---	*2015.0	---	914.0	1330.0	935.0	10355.0	9862.0
48"	*2083.0	---	*2225.0	---	914.0	1434.0	1050.0	16210.0	15438.0
56"	*2250.0	---	*2489.0	---	1016.0	1476.0	1306.0	25822.0	24592.0

* [Ⓜ] Reduce Bore [Ⓞ] Regular Bore

* Modentic Reserves The Rights To Change Any Details Without Prior Notice.